


MHZ SMD CRYSTALS

MAIN FEATURE

- Low cost and short lead time
- Glass seal, 2 pads

RFQ

Request For Quotation



APPLICATION

- PC, TV and all kind of consumer electronics products

RoHS3 Compliant
RoHS Annex III lead Exemption
(exempt per RoHS EU 2015/863)



L5.0*W3.2*H1.2mm

STANDARD SPECIFICATION

Parameter	Value			Unit	Condition
	Min.	Type	Max.		
Frequency Range	8.0		80.00	MHz	
Oscillation Mode	AT Fund.				3 RD Overtone Option
Frequency Tolerance	-	±50		ppm@25 °C	see p/n guide for more option
Operating Temp. Range	-40	-	+85	°C	see p/n guide for more option
Storage Temp. Range	-55	-	+125	°C	
Load Capacitance (CL)	-	18	-	pF	see p/n guide for more option
Frequency Stability	-	±50	-	ppm	see p/n guide for more option
Equivalent Series Resistance (ESR)			80	ohm	@8.000 ~ 12.00MHz
			70		@12.001 ~ 20.00MHz
			60		@20.001 ~ 40.00MHz
			50		@40.001 ~ 50.00MHz
			120		@40.000 ~ 60.00MHz, 3 rd OT
			100		@60.001 ~ 80.00MHz, 3 rd OT
Drive Level	-	-	100	µW	
Shunt Capacitance	-	-	7.0	pF	
Insulation Resistance	500	-		mW	DC/100V +-10%
Aging per year	-	±3		ppm	@25 °C

PART NUMBER GUIDE

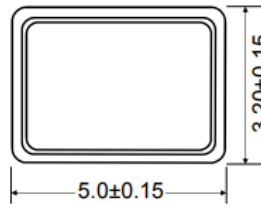
Example: CMG532 16M0A50-18-50-40-70 TLH

CMG532	16M0	A	50	-18	-50	-40	-70	T	LH	XX
1	2	3	4	5	6	7	8	9	10	11

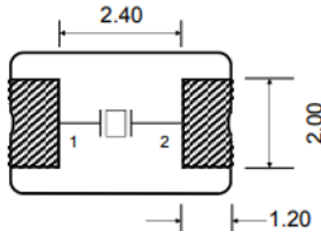
- 1) CMG532: MHz SMD Crystal, Glass Seal, L5.0*W3.2*H1.2mm, 2 pads
- 2) 16M0: Frequency Range 16.000MHz or specify frequency range
- 3) A: Oscillation Mode, A: AT Fund.
- 4) 50: Freq. tolerance, 50: +/-50ppm; 10: +/-10ppm; 20: +/-20ppm; 30: +/-30ppm or Specify value
- 5) 18: Load Capacitance(CL), 15: 15pF; 18: 18pF; 20: 20pF; 30: 30pF or Specify CL value
- 6) 50: Frequency Stability, 50: +/-50ppm; 10: +/-10ppm; 20: +/-20ppm; 30: +/-30ppm or Specify value
- 7) 40: Operating Temp. Range, 40: -40°C ~+85°C; 10: -10°C ~+60°C; 20: -20°C ~+70°C; or Specify value
- 8) 70: Equivalent Series Resistance (ESR), 70: 70 ohm Max.
- 9) T: Package in Tape/Reel, 1000pcs/Reel
- 10) LH: RoHS Compliant, RoHS Annex III lead Exemption (exempt per RoHS EU 2015/863)
- 11) XX: Intenal Control Code, 2 letter or digits; Blank: N/A

DIMENSION (Unit: mm, Tol.: +/-0.15mm)

Top View



Bottom View



Connection
#1 Crystal
#2 Crystal

Side View



Solder Pattern

