

MHZ SMD CERAMIC RESONATORS

MAIN FEATURE

- Extra SMD Package, 3 pads
- Built-in Capacitance

APPLICATION

- Clock oscillators for microprocessors
- Small electronic equipment and more

RFQ

Request For Quotation



L3.2*W1.3*H1.0mm

STANDARD SPECIFICATION

Parameter	Value			Unit	Condition
	Min.	Type	Max.		
Frequency Range	8.00		12.00	MHz	see p/n guide or Specify
Frequency Accuracy		±0.5		%	@25 °C
Operating Temperature Range	-25	-	+85	°C	
Storage Temperature Range	-55	-	+85	°C	
Built-in Capacitance		30	-	pF	MG: 8.00~12.00MHz
		-	-		-
		-	-		-
Temperature Coefficient	-	±0.3	-	%	Oscillation Freq. drift @-25 °C ~+85 °C
Resonant Impedance	-	-	40	ohm	
Aging per year*	-	-	±0.3	%	From initial value
Withstanding Voltage		50		V	DC, 5s Max.
Insulation Resistance Ri	500			MΩ	10V, 1min
Rating Voltage UR		6		V	DC
		15		V	p-p AC
IC	MG: 1/6TC4069UBP				

* Parts shall be left in a chamber of +85 °C ±2°C for 1000 hours, then measured after leaving in natural condition for 1 hours.

PART NUMBER GUIDE

Example: CRTE8.0.0MG TLF

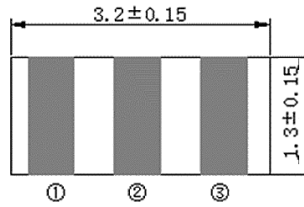
CR	T	E	8.0	MG	T	LF	XX
1	2	3	4	5	6	7	8

- 1) CR: Ceramic Resonator
- 2) T: With Built-in Capacitance, 3 Pads
- 3) E: Outline Dimensions L3.2*W1.3*H1.0mm
- 4) 8.0: Frequency Range in MHz, 8.000MHz or Specify
- 5) MG: Design Mode for different Frequency range, MG: 8.00~12.00MHz
- 6) T: Package in Tape/Reel
- 10) LF: RoHS Compliant
- 11) XX: Internal Control Code, 2 letter or digits; Blank: N/A

MHZ SMD CERAMIC RESONATORS

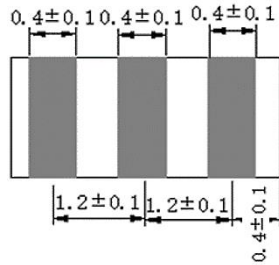
DIMENSION (Unit: mm)

Top View

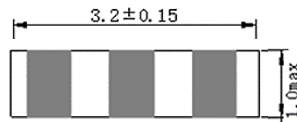


Connection
#1 In/Output
#2 Ground
#3 Output/Input

Bottom View



Side View



Solder Pattern

