

MHZ SMD CERAMIC RESONATORS

MAIN FEATURE

- Extra SMD Package, 2 pads
- Low Cost and short lead time

RFQ

Request For Quotation



APPLICATION

- Clock oscillators for microprocessors
- Small electronic equipment and more



L4.7*W4.1*H1.7mm

STANDARD SPECIFICATION

Parameter	Value			Unit	Condition
	Min.	Type	Max.		
Frequency Range	6.00		60.00	MHz	see p/n guide or Specify
Frequency Accuracy		±0.5		%	@25 °C
Operating Temperature Range	-25	-	+85	°C	
Storage Temperature Range	-55	-	+85	°C	
Capacitance (C1/C2)		30	-	pF	MT(6.00~13.00MHz)/MX (13.01~20.00MHz)
		15	-		MX: 20.01~25.99MHz
	-	5	-		MX: 26.00~60.00MHz
Temperature Coefficient	-	±0.3	-	%	Oscillation Freq. drift @-25 °C ~+85 °C
Resonant Impedance	-	-	40	ohm	
Aging per year*	-	-	±0.3	%	From initial value
Withstanding Voltage		50		V	DC, 5s Max.
Insulation Resistance Ri	500			MΩ	10V, 1min
Rating Voltage UR		6		V	DC
		15		V	p-p AC
IC	MX: 1/6TC74HCU04. MT: 1/6TC4069UBP				

* Parts shall be left in a chamber of +85 °C ±2°C for 1000 hours, then measured after leaving in natural condition for 1 hours.

PART NUMBER GUIDE

Example: CRAS8.0MT TLF

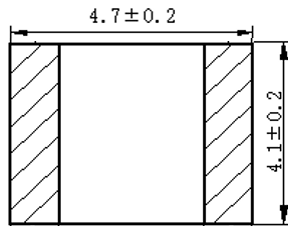
CR	A	S	8.0	MT	T	LF	XX
1	2	3	4	5	6	7	8

- 1) CR: Ceramic Resonator
- 2) A: Without Built-in Capacitance, 2 Pads
- 3) S: Outline Dimensions L4.7*W4.1*H1.7mm
- 4) 8.0: Frequency Range in MHz, 8.000MHz or Specify
- 5) MT: Design Mode for different Frequency range
- 6) T: Package in Tape/Reel, 1000pcs/reel
- 10) LF: RoHS Compliant
- 11) XX: Intenal Control Code, 2 letter or digits; Blank: N/A

MHZ SMD CERAMIC RESONATORS

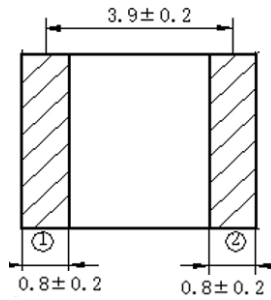
DIMENSION (Unit: mm)

Top View

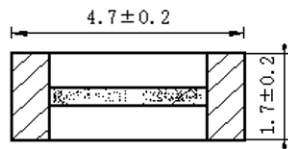


Connection
#1 In/Output
#2 Output/Input

Bottom View



Side View



Solder Pattern

