

MHZ SMD CERAMIC DISCRIMINATORS

MAIN FEATURE

- Extra SMD Package, 2 pads, 10.7000MHz
- Compatible to Murata CDACC Series

APPLICATION

- Small electronic equipment and more

RFQ

Request For Quotation



L3.7*W3.1*H1.4mm

STANDARD SPECIFICATION

Part Number	Demodulation Output at F0 mv (Min.)	Distortion Factor at F0% (max.)	3dB Band Width kHz (max.)	Applicable IC Model No.
CDCV 10.7MG1 TLF	25	1.0	345	CX-2009, CX-20111
CDCV 10.7MG3 TLF	650	1.0	±150	TA7303P,TA7130, PC1028H,LA1150
CDCV 10.7MG16 TLF	60-90	0.9	300	TA8122AN
CDCV 10.7MG18 TLF	60-90	0.9	300	TA8132N
CDCV 10.7MG33 TLF	45	0.7	250	TA2007
CDCV 10.7MG80 TLF	65	1.0	300	TA2104AFN
CDCV 10.7MG82 TLF	90	0.8	320	TA2099N
CDCV 10.7MG92 TLF	60	1.0	300	TA2132P
CDCV 10.7MC1 TLF	35	1.0	242	CXA1019M, CX-20091

PART NUMBER GUIDE

Example: CDCV10.7MG1 TLF

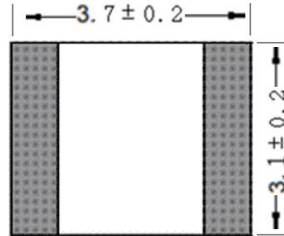
CD	CV	10.7M	G1	T	LF	XX
1	2	3	4	5	6	7

- 1) CD: Ceramic Discriminators
- 2) CV: SMD type, Outline Dimensions L3.7*W3.1*H1.4mm
- 3) 10.7M: Frequency Range in MHz, 10.70MHz
- 4) G1: Design Mode for IC
- 5) T: Packed in Tape/Reel, 3000pcs/Reel
- 6) LF: RoHS Compliant
- 7) XX: Intenal Control Code, 2 letter or digits; Blank: N/A

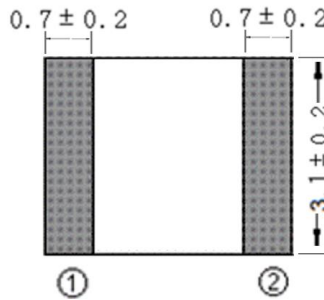
MHZ SMD CERAMIC DISCRIMINATORS

DIMENSION (Unit: mm)

Top View

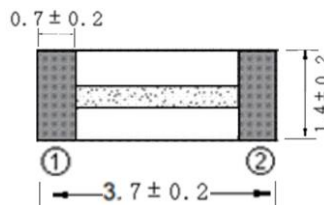


Bottom View



Connection
#1 In/Output
#2 Output/Input

Side View



Solder Pattern

