

KHZ SMD CERAMIC DISCRIMINATORS

MAIN FEATURE


- SMD Package, 2 pads, 450KHz & 455KHz
- Compatible to Murata CDBKB Series

APPLICATION

- Communication and more

STANDARD SPECIFICATION

RFQ
Request For Quotation



L6.2*W6.0*H3.1mm

Short Part Number	*Freq. (f0) ± 1.0 (KHz)	Bandwidth Min. (KHz)	Output Min. (mV)	Factor @f0 Max. (%)	IC Model No.
CDBC455C07 TLF	455.00	±4.0	350 ± 60	3.0	MC3357
CDBC455C09 TLF	455.00	±4.0	120 ± 40	1.5	NE604N
CDBC455C13 TLF	455.00	±4.0	330 ± 50	4.0	CXA1003BM
CDBC455C16 TLF	455.00	±4.0	175 ± 40	2.0	MC3372
CDBC455C24 TLF	455.00	±4.0	100 ± 40	2.0	TA31136
CDBC455C27 TLF	455.00	±4.0	90 ± 30	2.0	TK10487
CDBC455C28 TLF	455.00	±4.0	40 ± 20	3.0	TA31142F
CDBC455C29 TLF	455.00	±4.0	100 ± 30	2.5	NE605
CDBC455C35 TLF	455.00	±4.0	100 ± 40	2.5	TK10930
CDBC455C36 TLF	455.00	±13.0	90 ± 30	2.5	NE(SA)606
CDBC455C39 TLF	455.00	±11.0	130 ± 20	2.5	NE607/NE617
CDBC455C40 TLF	455.00	±4.0	40 ± 20	3.5	TA31145
CDBC455C49 TLF	455.00	±4.0	45 ± 10	3.0	MC3361
CDBC455C50 TLF	455.00	±4.0	64 ± 6.4	4.0	CXA3117N
CDBC455C66 TLF	455.00	±4.2	40 ± 10	4.0	NJM2590
CDBC455C70 TLF	455.00	±5.0	85 ± 10	4.5	NJM2591V(JRC)
CDBC455C71 TLF	455.00	±5.0	90 ± 30	5.0	NJM2590-2597
CDBC455C72 TLF	455.00	±5.0	100 ± 40	3.0	NJM2590-2597

*Center Frequency Range 450.000KHz is also available

PART NUMBER GUIDE

Example: CDBC455C24 TLF

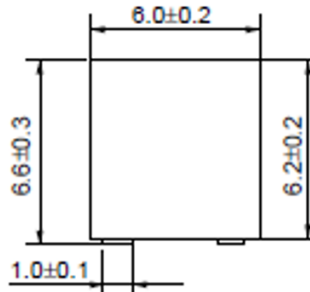
CD	BC	455	C24	T	LF	XX
1	2	3	4	5	6	7

- 1) CD: Ceramic Discriminators
- 2) CV: SMD type, Outline Dimensions L6.2*W6.0*H3.1mm
- 3) 455: Frequency Range in KHz, 455.00KHz
- 4) C24: Design Mode for IC
- 5) T: Packed in Tape/Reel, 2000pcs/Reel
- 6) LF: RoHS Compliant
- 7) XX: Intenal Control Code, 2 letter or digits; Blank: N/A

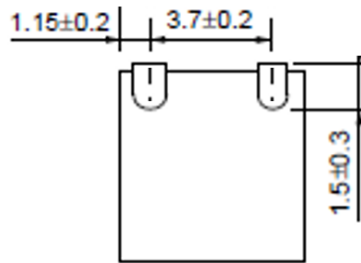
KHZ SMD CERAMIC DISCRIMINATORS

DIMENSION (Unit: mm)

Top View

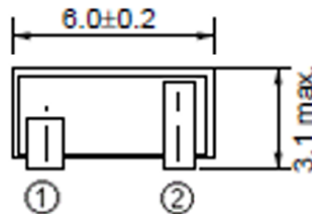


Bottom View



Connection
#1 In/Output
#2 Output/Input

Side View



Solder Pattern

