

MHZ SMD CERAMIC FILTER

MAIN FEATURE

- SMD Package, 4 pads, 10.70MHz
- Compatible to Murata SFECF/SFECV Series

APPLICATION

- Communication and more

RFQ

Request For Quotation



L7.0*W3.0*H1.5mm

STANDARD SPECIFICATION

Short Part Number	3dB Band Width	20dB Band Width	Insertion Loss	Spurious Attenuation (9-12MHz)	Operating Temp. Range	Storage Temp.	Ripple	Temp. Coefficient of Freq.	Input/ Output Impedance	Insulation Resistance	Withstand DC Voltage
	KHz Min	KHz Min	dB Max.	dB	°C	°C	dB Max.	ppm/°C Max.	ohm	M ohm Min.	V Max.
CF7310.7MAJ	150±40	430	≤10.0	30	-20~+85	-40~+85	1.0	±50	330	100 @DC 10V 1 minute +/-5 sec.	50 @ 1 min
CF7310.7MVJ	150±40	380	5.5±2.0	35							
CF7310.7MAS3	180±40	520	≤6.0	30							
CF7310.7MVS3	180±40	470	4.0±2.0	35							
CF7310.7MAS2	230±40	570	≤6.0	30							
CF7310.7MVS2	230±40	510	3.5±2.0	35							
CF7310.7MAA5	280±40	650	≤6.0	30							
CF7310.7MVA5	280±40	590	3.0±2.0	35							
CF7310.7MVA20	330±40	700	3.0±2.0	30							
CF7310.7MVA19	Fn±175.	950	3.0±2.0	20 (5-15MHz)							

PART NUMBER GUIDE

Example: CF73 10.7M AA5TLF

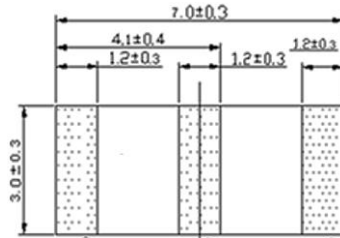
CF	73	10.7M	AA5	T	LF	XX
1	2	3	4	5	6	7

- 1) CF: Ceramic Filters
- 2) 73: SMD Type, Outline Dimensions, L7.0*W3.0*H1.5mm
- 3) 10.7M: Frequency Range in MHz, 10.7MHz
- 4) AA5: Design Mode for IC
- 5) T: Packed in Tape/Reel, 4000pcs/Reel
- 6) LF: RoHS Compliant
- 7) XX: Internal Control Code, 2 letter or digits; Blank: N/A

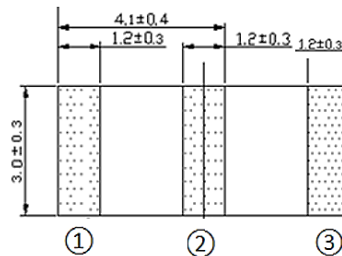
MHZ SMD CERAMIC FILTER

DIMENSION (Unit: mm)

Top View

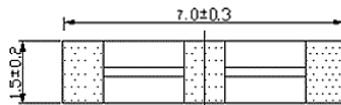


Bottom View



① Input ② Ground ③ Output

Side View



Solder Pattern

