

MHZ THRU - HOLE CERAMIC FILTER

MAIN FEATURE


- Thru Hole Package, 3 Pads, 455KHz & 450KHz
- Compatible to Murata CFU Series

APPLICATION

- Communication and more

RFQ

Request For Quotation



L8.0*W7.0*H8.0mm

STANDARD SPECIFICATION

Short Part Number	Center* Freq.	Insert Loss	6 dB Band width	50 dB Band width	Ripple	Input/ Output	Temp. Stability	Insulation Resistance	Operating Temp. Range	Storage Temp.
	KHz	dB Max.	KHz Max.	KHz Max.	dB Max.	K ohm	%	M ohm Min.	°C	°C
CF455BU	455±2.0	4.0	±15.0	±30.0	2.0	1500	±0.5	100 @DC 10V 1 minute +/-5 sec.	-20~+85	-40~+85
CF455CU	455±2.0	4.0	±12.5	±24.0		1500				
CF455DU	455±1.5	4.0	±10.0	±20.0		1500				
CF455EU	455±1.5	6.0	±7.5	±15.0		1500				
CF455FU	455±1.5	4.0	±6.0	±12.5		2000				
CF455GU	455±1.5	6.0	±4.5	±10.0		2000				
CF455HU	455±1.0	6.0	±3.0	±9.0		2000				
CF455IU	455±1.0	6.0	±2.0	±7.5		2000				
CF455HTU	455±1.0	6.0	±3.0	±9.0		2000				
CF455ITU	455±1.0	6.0	±2.0	±7.5		2000				

*Center Frequency Range 450.000KHz is also available

PART NUMBER GUIDE

Example: CF 455E U BLF

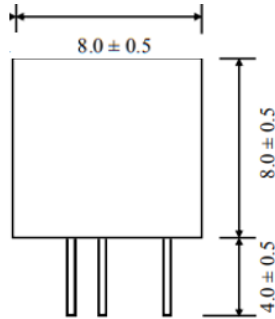
CF	455	E	U	B	LF	XX
1	2	3	4	5	6	7

- 1) CF: Ceramic Filters
- 2) 455: Frequency Range, 455: 455KHz; 450: 450KHz
- 3) E: Design Mode code
- 4) U: Outline code, 3 pins, Dimension L8.0*W7.0*H8.0mm
- 5) B: Packed in Bulk
- 6) LF: RoHS Compliant
- 7) XX: Internal Control Code, 2 letter or digits; Blank: N/A

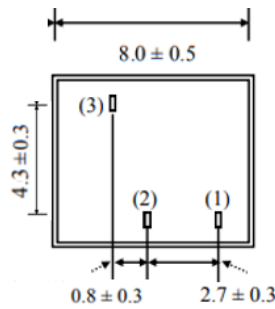
MHZ THRU - HOLE CERAMIC FILTER

DIMENSION (Unit: mm)

Side View



Bottom View



- ① Input
- ② Output
- ③ Ground

Side View

