




SPECIFICATION SHEET

SPECIFICATION SHEET NO.	P0111- YP32K76800S006
DATE	Jan. 11, 2022
REVISION	A0
DESCRIPTION	KHz Plastic SMD Crystals, L8.0*W3.8*H2.4mm, 4 Pads, CCMC series 32.76800KHz, +/-10ppm, CL 6pF, Operating Temp. Range -40°C ~+85°C, ESR 50 Kohm Max, Reflow Profile Condition 260 °C Max. Tape/Reel, RoHS/RoHS III compliant, RoHS Annex III lead Exemption (exempt per RoHS EU 2015/863)
CUSTOMER	
CUSTOMER PART NUMBER	
CROSS REF. PART NUMBER	
ORIGINAL PART NUMBER	TGS CCMC 32K768A10-6-40-50TLH
PART CODE	YP32K76800S006

VENDOR APPROVE			
Issued/Checked/Approved			
DATE: Jan. 11, 2022			

CUSTOMER APPROVE	
DATE:	

1/11/2022

KHZ PLASTIC SMD CRYSTALS 8038 TYPE CCMC SERIES

MAIN FEATURE

- SMD Package, 8038 Type, L8.0*W3.8*H2.4mm, 4 Pads
- Low cost and short lead time
- Industry standard
- Reflow Profile Condition 260 °C Max.
- Cross more competitors part
- RoHS/RoHS III compliant, RoHS Annex III lead Exemption (exempt per RoHS EU 2015/863)



APPLICATION

- Clock source for Portable
- Microcomputer & Automotive Equipment with Low power consumption

PART CODE GUIDE

RFQ
Request For Quotation

YP	32K76800	S	006
1	2	3	4

- 1) YP: Part family Code for KHz Plastic SMD Crystals, L8.0*W3.8*H2.4mm, 4 Pads, CCMC series
- 2) 32K76800: Frequency range code for 32.76800KHz
- 3) S: SMD type, Package Tape/Reel, 3000pcs/Reel
- 4) 006: Specification code for original part No.: **TGS CCMC 32K768A10-6-40-50TLH**

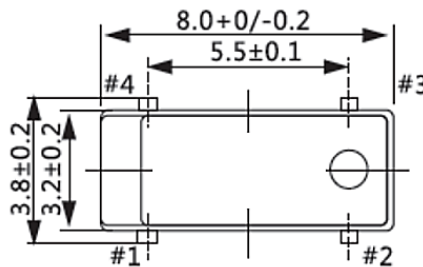
KHZ PLASTIC SMD CRYSTALS 8038 TYPE CCMC SERIES

DIMENSION (Unit: mm)

Image for reference

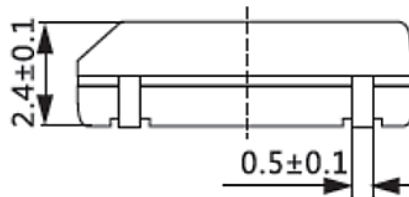


CCMC



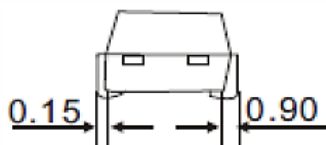
Marking

32.768

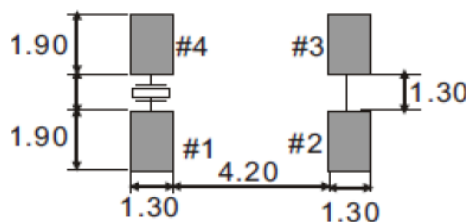


Note:

- Do not connect pad 2 and Pad 3 to external devices.
- Metal inside may be exposed on the top or bottom of plastic case
- It isn't Quality problem. This will not affect any quality, reliability and electrical specification when used



Recommend Pad Layout



Pin Function

- #1 Crystal
- #2 Ground
- #3 Ground
- #4 Crystal

KHZ PLASTIC SMD CRYSTALS 8038 TYPE CCMC SERIES

ELECTRICAL PARAMETERS

Parameter	Part No. Symbol	Units	Value			Condition
			Min.	Typical	Max.	
Original Manufacturer	TGS	TGS Crystals				
Holder Type	CCMC	KHz Plastic SMD Crystals, L8.0*W3.8*H2.4mm, 4 Pads				
Frequency Range	32K768	KHz	32.76800			
Mode of Oscillation	A	AT Fundamental				
Frequency Tolerance	10	ppm	-10		+10	@25°C
Load Capacitance	-6	pF	6			
Frequency/Temp Coefficient		ppm/C ²	0.028	0.034	0.04	
Operation Temperance	-40	°C	-40		+85	
Storage Temperance		°C	-40		+85	
Equivalent Series Resistance (ESR)	-50	KΩ			50	
Drive Level		μW			1.0	
Shunt Capacitance (C0)		pF	0.9	1.35	2.0	
Dynamic Capacitance		fF		1.8		
Turnover Temp		°C	+20	+25	+30	
Quality Factor			60000			
Capacitance Ratio			450			
Aging		ppm/year			±3	@1 st year
Insulation Resistance		MΩ	500			@100VDC ± 15VDC
Other	Package	T	Tape/Reel, 3000pcs/Reel			
	RoHS Status	LH	RoHS III compliant, RoHS Annex III lead Exemption (exempt per RoHS EU 2015/863)			
	Add Value		N/A			
	Code *		Internal Control Code OR Custom specification code			

Note: 1) Original Part Number: **TGS CCMC 32K768A10-6-40-50TLH**

2) * Internal Control Code- 2 letter or digits; Blank: N/A

KHZ PLASTIC SMD CRYSTALS 8038 TYPE CCMC SERIES

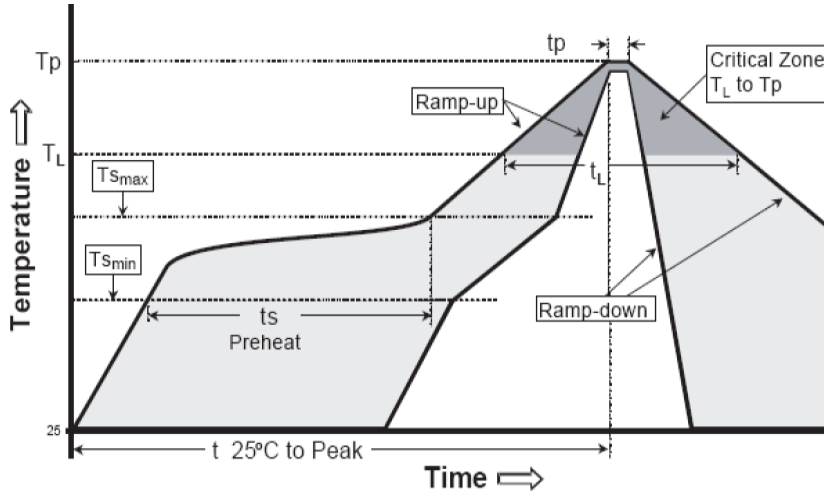
RELIABILITY

Test Items	Test Method And Conditions	Reference Documents
High Temperature High Humidity Storage	Temperature: 85°C±3°C Relative Humidity:85%RH Time: 96 Hours	JIS C5023
High Temperature Storage	Temperature: 125°C±3°C Time: 96 Hours.	MIL-STD-883E Method 1005.8
Low Temperature Storage	Temperature: -40°C±3°C Time: 96 Hours.	MIL-STD-883E Method 1013
Thermal Shock	Temperature 1: -55°C±5°C Temperature 2: 85°C±5 °C Temperature change between T1 and T2 5 min 10cycles maintain T1 and T2 for 30 minutes each cycle	MIL-STD-202F Method 107 Condition A
Resistance to Solder Heat	Solder Temperature: 260°C±5°C Time: 10±1 Seconds	MIL-STD-202F Method 210E
Solderability	The solder pot temperature is 245±5°C , dwell time 5±0.5sec	J-STD-002B
Drop Test	3 Times Free Fall from 50cm height table to 3cm thickness hard wood board	J-STD-002B
Mechanical Shock	Half sine wave,1000 G 3 Times for all 3 directions(X,Y Z)	MIL STD 202F Method 213B
Vibration	Frequency Range: 10Hz ~ 55Hz Amplitude: 0.75mm 2 Hours in each direction, total 6 Hours	MIL-STD-883E Method 2007.3
Leakage Test	Take measurements with a helium Leakage detector Leakage Rate≤1×10 ⁻³ Pa cm ³ /s	MIL-STD-883E

KHZ PLASTIC SMD CRYSTALS 8038 TYPE CCMC SERIES

SUGGESTED REFLOW PROFILE (For Reference Only)

Total time: 200 Sec. Max. Solder melting point: 220°C

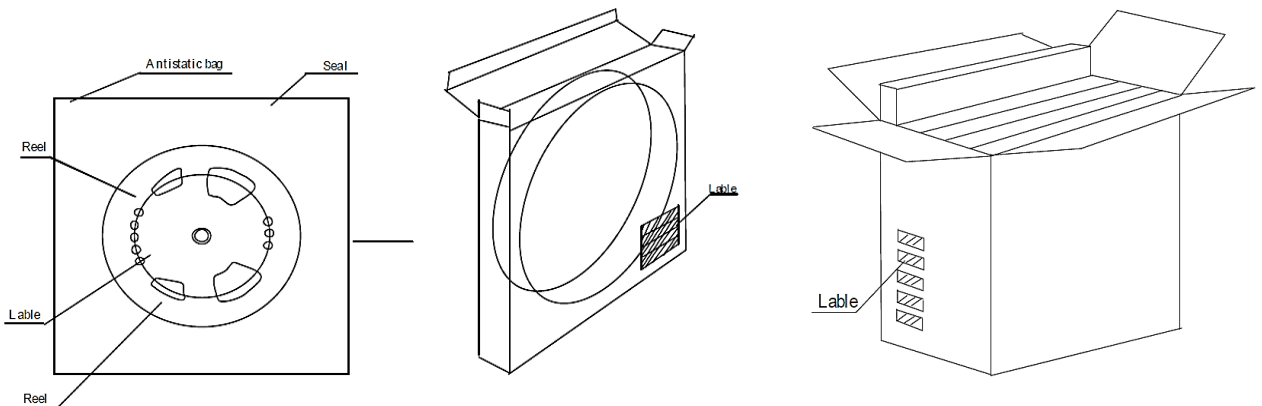
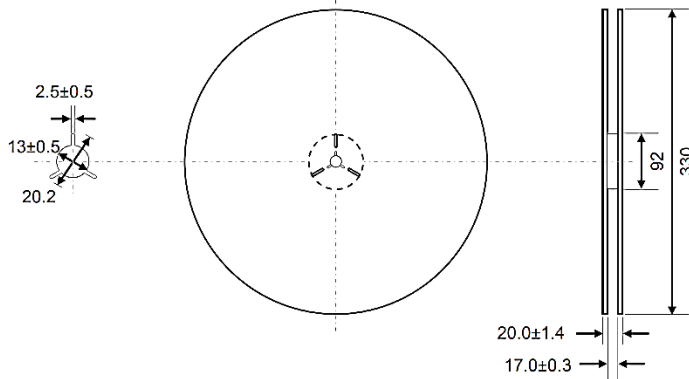
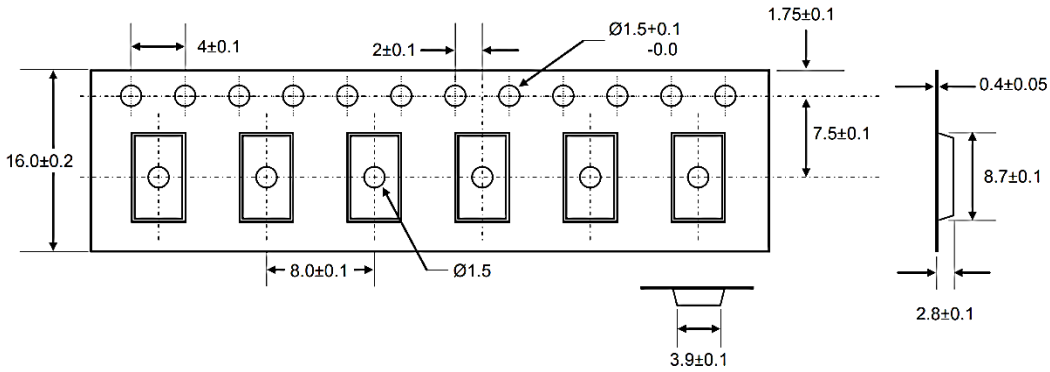


Profile Feature		Pb-Free Assembly
Average Ramp-up Rate (Ts Max to Tp)		3°C/second Max
Preheat	Temperature Min (Ts Min.)	125°C
	Temperature Max (Ts Max.)	200°C
	Time (ts Min. to ts Max.)	60 ~ 180 seconds
Time maintained above	Temperature (T_L)	217°C
	Time (t_L)	60 ~ 150 seconds
Peak/Classification Temperature (T_p)		260 °C
Time within 5°C of actual Peak Temperature (t_p)		20 ~ 40 seconds
Ramp-down rate		6 °C /Second Max.
Time 25 °C to Peak Temperature		8 minutes Max.
Suggest reflow times		3 Times Max.

KHZ PLASTIC SMD CRYSTALS 8038 TYPE CCMC SERIES

TAPE/REEL (Unit: mm)

All Devices are packed in accordance with EIA standard RS-481-2 and specifications, 3000pcs/Reel



DISCLAIMER

NextGen Components, Inc. reserves the right to make changes to the product(s) and or information contained herein without notice. No liability is assumed as a result of their use or application. No rights under any patent accompany the sale of any such product(s) or information